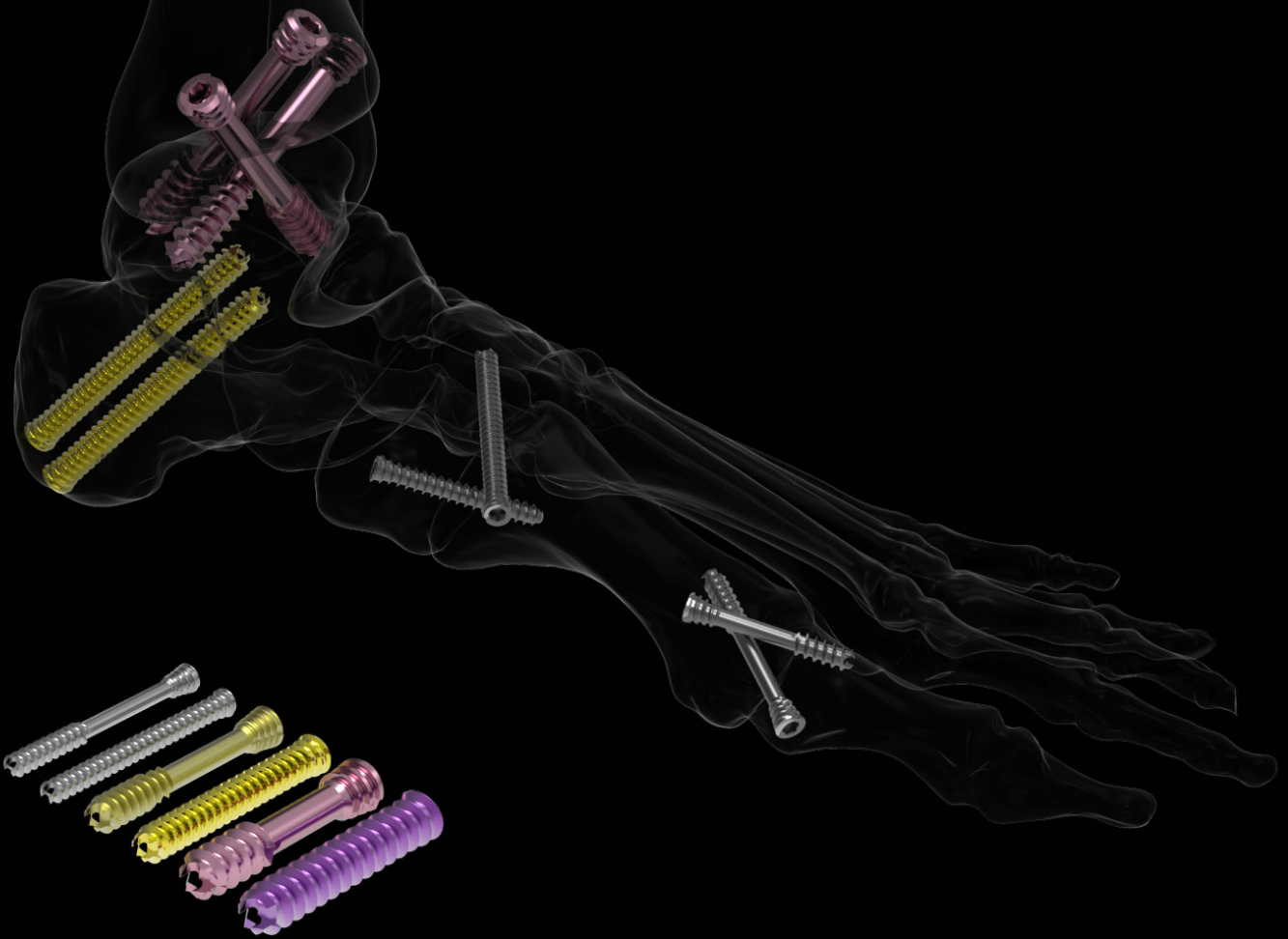




NEWCLIP
TECHNICS



FOOTMOTION
LARGE SCREWS

FOOTMOTION LARGE SCREWS

Intended purpose:

The implants of the Stand-Alone Screws range are intended for fractures fixations, osteotomies and arthrodeses of bones in adults, appropriate for the size of the device.


Contraindications:

- Pregnancy.
- Acute or chronic, local or systemic infections.
- Allergy to one of the materials used or sensitivity to foreign bodies.

A COMPREHENSIVE RANGE OF IMPLANTS: 3 SCREW DIAMETERS


➤ Ø4.0 mm:

- **2 types of cannulated screws** available:
 - Partially threaded: self-compressive screw; *Thread length: 10-16 mm*
 - Fully threaded: non-compressive positioning screw
- **Lengths:** - Partially threaded screws: 26 to 38 mm (2 mm increment) and 40 to 50 mm (5 mm increment)
 - Fully threaded screws: 30 to 38 mm (2 mm increment) and 40 to 50 mm (5 mm increment)
- **Pin:** Ø1.3 mm




➤ Ø6.0 mm:

- **2 types of cannulated screws** available:
 - Partially threaded: self-compressive screw; *Thread length: 16-20 mm*
 - Fully threaded: non-compressive positioning screw
- **Lengths:** 40 to 100 mm (5 mm increment)
- **Pin:** Ø1.6 mm



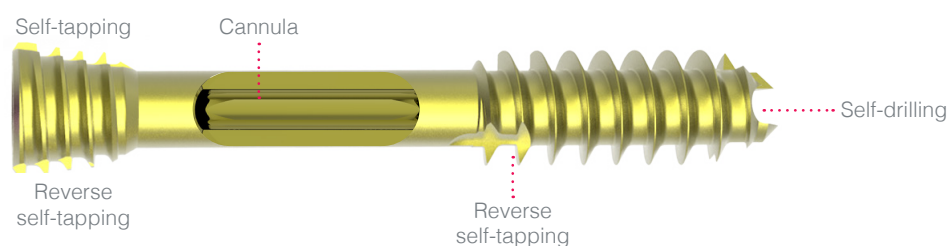
➤ Ø8.0 mm:

- **2 types of cannulated screws** available:
 - Partially threaded: self-compressive screw; *Thread length: 16-20 mm*
 - Fully threaded: non-compressive positioning screw
- **Lengths:** 40 to 100 mm (5 mm increment)
- **Pin:** Ø2.5 mm



- **The type of screw** to be used depends on the indication and is up to the surgeon:
- A positioning screw can be used in case of graft fixation or poor density bone,
 - A self-compressive screw can be used for interfragmentary compression.

TECHNICAL FEATURES



Material: titanium alloy

INSTRUMENTATION FEATURES

For illustration purpose, instrumentation dedicated to the Ø6.0 mm screws:




ANC418

ANC412



ANC421

ANC415



ANC441

ANC429

- ANC412: Extension stems (x2) for countersink and screwdriver tips
- ANC418: Countersink tip
- ANC421: Screwdriver tip

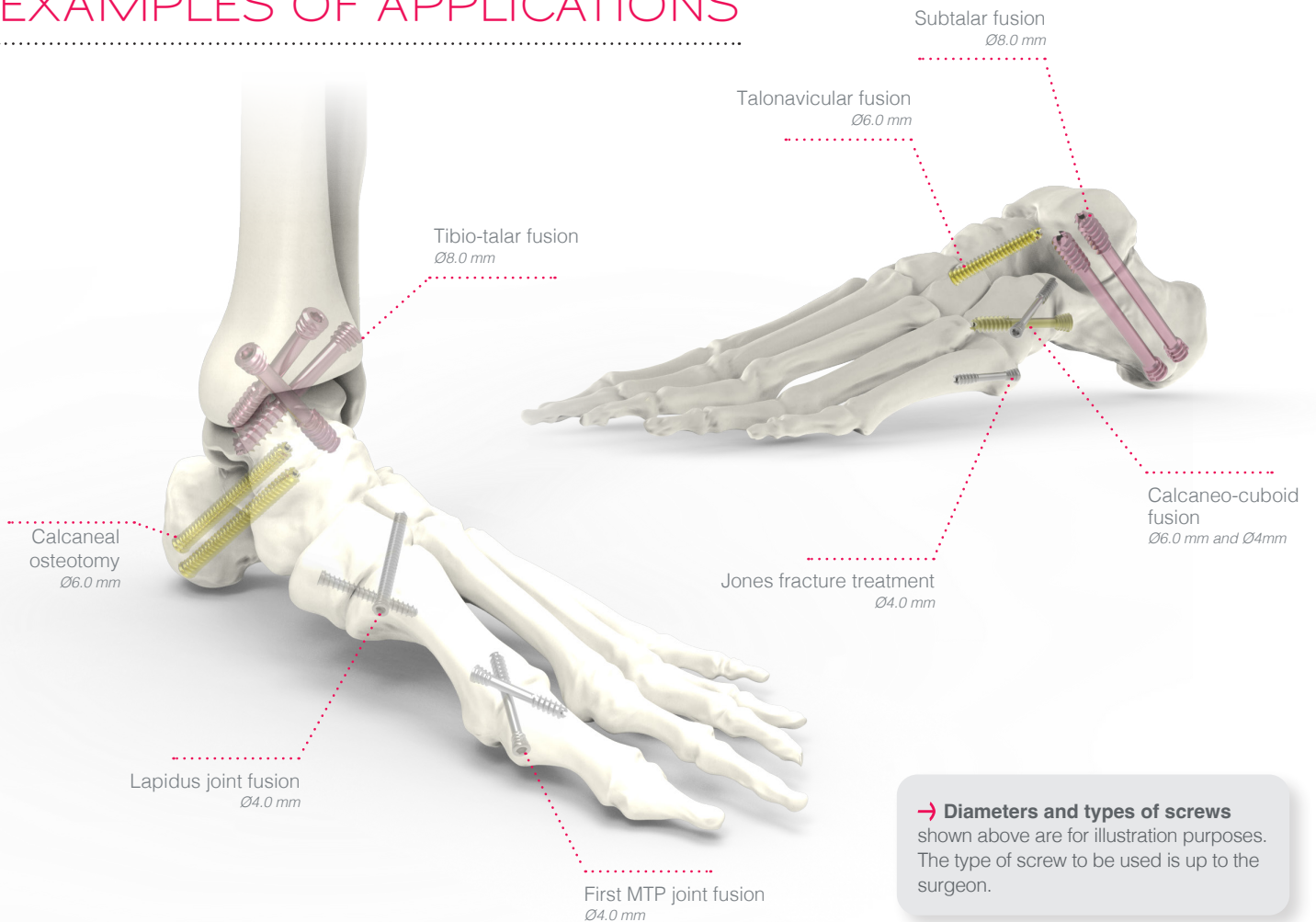
- ANC415: Graduated drill bit for direct reading of the drilling depth, at the rear of the soft tissue protection sleeve (ANC441)
- ANC429: Pin guide
- ANC441: Soft tissue protection sleeve allowing for percutaneous surgical procedures

Instruments are available for each screw diameter, and identified with a silicone coloured ring matching the colour code of the screw:

- Ø4.0 mm: grey ring
- Ø6.0 mm: yellow ring
- Ø8.0 mm: pink ring



EXAMPLES OF APPLICATIONS

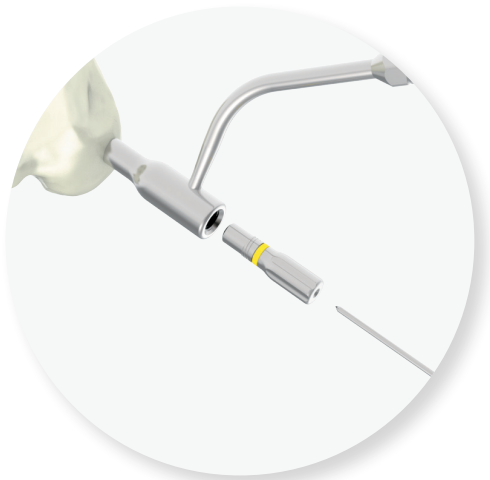


→ **Diameters and types of screws** shown above are for illustration purposes. The type of screw to be used is up to the surgeon.

SURGICAL TECHNIQUE

→ EXAMPLE OF APPLICATION: SUBTALAR FUSION

(Example of subtalar fusion surgical technique with Ø6.0 mm screws and associated instruments.)



STEP 1

Screw the guide for the Ø1.6 mm pin (ANC429) into the soft tissue protection sleeve (ANC441).
Insert the pin (33.0216.180) through the assembly and remove the latter.

STEP 2

Screw the countersink tip (ANC418) in the extension stem (ANC412).

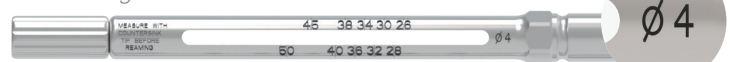
STEP 3

Read the length of the screw on the measuring gauge of the extension stem (ANC412) at the rear of the pin.

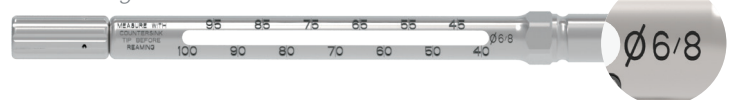
NB: Screw length can be read on both sides of the extension stem:

Use the graduated side corresponding to the chosen screw diameter.

- 1 side is graduated for Ø4.0 mm screws



- 1 side is graduated for Ø6.0 and 8.0 mm screws

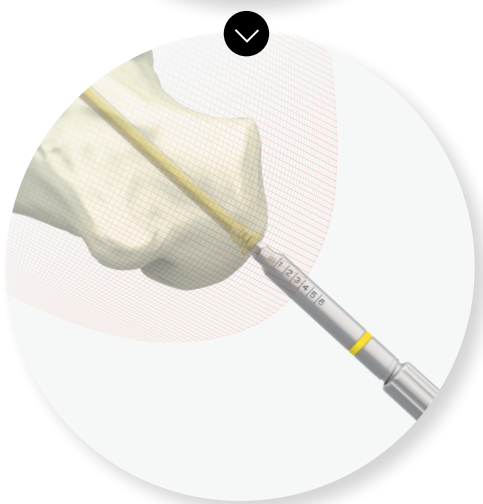

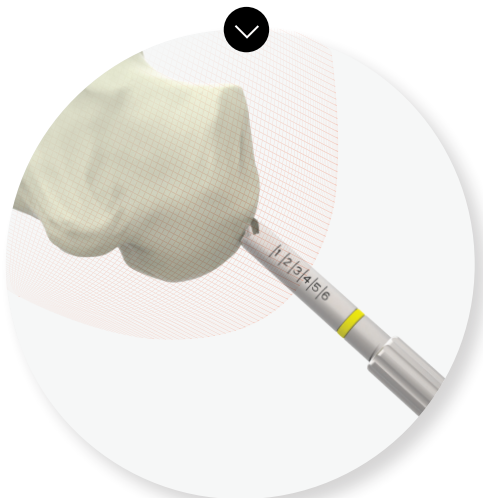


Remark:

In case of dense cortical bone, it is recommended to drill before the screw insertion.

The cannulated drill bit (ANC415) is inserted over the pin and through the soft tissue protection sleeve (ANC441).
Read the screw length on the drill bit, at the rear of the protection sleeve.

SURGICAL TECHNIQUE



STEP 4

Prepare the first cortical using the countersink tip + extension stem assembly (ANC418+ANC412) so that the screw head can be safely inserted.

To make the next steps easier, make a note of the number indicating the upper level of the skin.

STEP 5

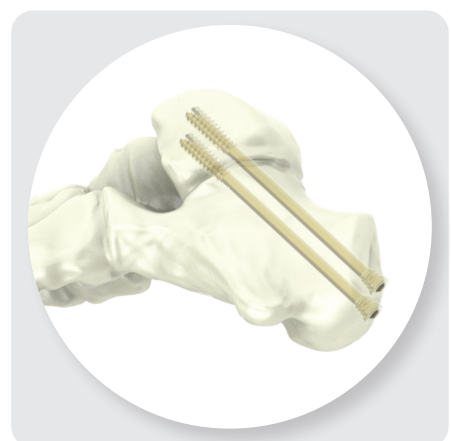
Screw the screwdriver tip (ANC421) into the 2nd extension stem (ANC412). Insert the screw over the pin using the screwdriver.

STEP 6

The number read on the gauge during the countersinking phase (step 4) can be used as an indicator of the insertion depth: insertion is completed when the number is reached.


Remove the pin and check if the implant is on the same level or lower than the first cortical surface.

FINAL RESULT



IMPLANTS REFERENCES


→ Ø4.0 MM SCREWS



SELF-COMPRESSIVE SCREWS*

Ref.	Description
H1.4IFT4.0L26	Ø4.0 mm self-compressive screw - cannula Ø1.4 - short thread - L26 mm
H1.4IFT4.0L28	Ø4.0 mm self-compressive screw - cannula Ø1.4 - short thread - L28 mm
H1.4IFT4.0L30	Ø4.0 mm self-compressive screw - cannula Ø1.4 - short thread - L30 mm
H1.4IFT4.0L32	Ø4.0 mm self-compressive screw - cannula Ø1.4 - short thread - L32 mm
H1.4IFT4.0L34	Ø4.0 mm self-compressive screw - cannula Ø1.4 - short thread - L34 mm
H1.4IFT4.0L36	Ø4.0 mm self-compressive screw - cannula Ø1.4 - short thread - L36 mm
H1.4IFT4.0L38	Ø4.0 mm self-compressive screw - cannula Ø1.4 - short thread - L38 mm
H1.4IFT4.0L40	Ø4.0 mm self-compressive screw - cannula Ø1.4 - short thread - L40 mm
H1.4IFT4.0L45	Ø4.0 mm self-compressive screw - cannula Ø1.4 - short thread - L45 mm
H1.4IFT4.0L50	Ø4.0 mm self-compressive screw - cannula Ø1.4 - short thread - L50 mm


*Not anodized.



POSITIONING SCREWS*

Ref.	Description
H1.4GFT4.0L30	Ø4.0 mm neutralization screw - cannula Ø1.4 - full thread - L30 mm
H1.4GFT4.0L32	Ø4.0 mm neutralization screw - cannula Ø1.4 - full thread - L32 mm
H1.4GFT4.0L34	Ø4.0 mm neutralization screw - cannula Ø1.4 - full thread - L34 mm
H1.4GFT4.0L36	Ø4.0 mm neutralization screw - cannula Ø1.4 - full thread - L36 mm
H1.4GFT4.0L38	Ø4.0 mm neutralization screw - cannula Ø1.4 - full thread - L38 mm
H1.4GFT4.0L40	Ø4.0 mm neutralization screw - cannula Ø1.4 - full thread - L40 mm
H1.4GFT4.0L45	Ø4.0 mm neutralization screw - cannula Ø1.4 - full thread - L45 mm
H1.4GFT4.0L50	Ø4.0 mm neutralization screw - cannula Ø1.4 - full thread - L50 mm


*Not anodized.



SET - Ø4.0 MM SCREWS
 DELIVERED NON STERILE (ANC612/B)
 Used with its associated lid (ANC612/C)

IMPLANTS REFERENCES


→ Ø6.0 MM SCREWS



SELF-COMPRESSIVE SCREWS*

Ref.	Description
H1.7IFT6.0L40	Ø6.0 mm self-compressive screw - cannula Ø1.7 - short thread - L40 mm
H1.7IFT6.0L45	Ø6.0 mm self-compressive screw - cannula Ø1.7 - short thread - L45 mm
H1.7IFT6.0L50	Ø6.0 mm self-compressive screw - cannula Ø1.7 - short thread - L50 mm
H1.7IFT6.0L55	Ø6.0 mm self-compressive screw - cannula Ø1.7 - short thread - L55 mm
H1.7IFT6.0L60	Ø6.0 mm self-compressive screw - cannula Ø1.7 - short thread - L60 mm
H1.7IFT6.0L65	Ø6.0 mm self-compressive screw - cannula Ø1.7 - short thread - L65 mm
H1.7IFT6.0L70	Ø6.0 mm self-compressive screw - cannula Ø1.7 - short thread - L70 mm
H1.7IFT6.0L75	Ø6.0 mm self-compressive screw - cannula Ø1.7 - short thread - L75 mm
H1.7IFT6.0L80	Ø6.0 mm self-compressive screw - cannula Ø1.7 - short thread - L80 mm
H1.7IFT6.0L85	Ø6.0 mm self-compressive screw - cannula Ø1.7 - short thread - L85 mm
H1.7IFT6.0L90	Ø6.0 mm self-compressive screw - cannula Ø1.7 - short thread - L90 mm
H1.7IFT6.0L95	Ø6.0 mm self-compressive screw - cannula Ø1.7 - short thread - L95 mm
H1.7IFT6.0L100	Ø6.0 mm self-compressive screw - cannula Ø1.7 - short thread - L100 mm


*Anodized in light yellow.



SELF-COMPRESSIVE SCREWS*

Ref.	Description
H2.7IFT8.0L40	Ø8.0 mm self-compressive screw - cannula Ø2.7 - short thread - L40 mm
H2.7IFT8.0L45	Ø8.0 mm self-compressive screw - cannula Ø2.7 - short thread - L45 mm
H2.7IFT8.0L50	Ø8.0 mm self-compressive screw - cannula Ø2.7 - short thread - L50 mm
H2.7IFT8.0L55	Ø8.0 mm self-compressive screw - cannula Ø2.7 - short thread - L55 mm
H2.7IFT8.0L60	Ø8.0 mm self-compressive screw - cannula Ø2.7 - short thread - L60 mm
H2.7IFT8.0L65	Ø8.0 mm self-compressive screw - cannula Ø2.7 - short thread - L65 mm
H2.7IFT8.0L70	Ø8.0 mm self-compressive screw - cannula Ø2.7 - short thread - L70 mm
H2.7IFT8.0L75	Ø8.0 mm self-compressive screw - cannula Ø2.7 - short thread - L75 mm
H2.7IFT8.0L80	Ø8.0 mm self-compressive screw - cannula Ø2.7 - short thread - L80 mm
H2.7IFT8.0L85	Ø8.0 mm self-compressive screw - cannula Ø2.7 - short thread - L85 mm
H2.7IFT8.0L90	Ø8.0 mm self-compressive screw - cannula Ø2.7 - short thread - L90 mm
H2.7IFT8.0L95	Ø8.0 mm self-compressive screw - cannula Ø2.7 - short thread - L95 mm
H2.7IFT8.0L100	Ø8.0 mm self-compressive screw - cannula Ø2.7 - short thread - L100 mm


*Anodized in light pink.



POSITIONING SCREWS*

Ref.	Description
H1.7GFT6.0L40	Ø6.0 mm neutralization screw - cannula Ø1.7 - full thread - L40 mm
H1.7GFT6.0L45	Ø6.0 mm neutralization screw - cannula Ø1.7 - full thread - L45 mm
H1.7GFT6.0L50	Ø6.0 mm neutralization screw - cannula Ø1.7 - full thread - L50 mm
H1.7GFT6.0L55	Ø6.0 mm neutralization screw - cannula Ø1.7 - full thread - L55 mm
H1.7GFT6.0L60	Ø6.0 mm neutralization screw - cannula Ø1.7 - full thread - L60 mm
H1.7GFT6.0L65	Ø6.0 mm neutralization screw - cannula Ø1.7 - full thread - L65 mm
H1.7GFT6.0L70	Ø6.0 mm neutralization screw - cannula Ø1.7 - full thread - L70 mm
H1.7GFT6.0L75	Ø6.0 mm neutralization screw - cannula Ø1.7 - full thread - L75 mm
H1.7GFT6.0L80	Ø6.0 mm neutralization screw - cannula Ø1.7 - full thread - L80 mm
H1.7GFT6.0L85	Ø6.0 mm neutralization screw - cannula Ø1.7 - full thread - L85 mm
H1.7GFT6.0L90	Ø6.0 mm neutralization screw - cannula Ø1.7 - full thread - L90 mm
H1.7GFT6.0L95	Ø6.0 mm neutralization screw - cannula Ø1.7 - full thread - L95 mm
H1.7GFT6.0L100	Ø6.0 mm neutralization screw - cannula Ø1.7 - full thread - L100 mm

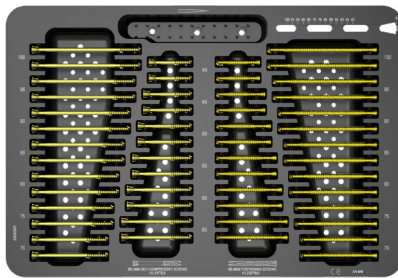
*Anodized in gold.



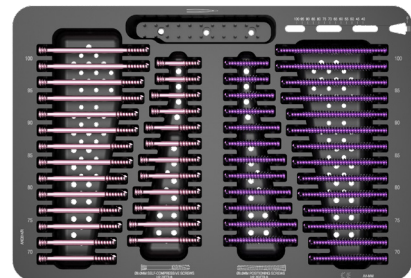
POSITIONING SCREWS*

Ref.	Description
H2.7GFT8.0L40	Ø8.0 mm neutralization screw - cannula Ø2.7 - full thread - L40 mm
H2.7GFT8.0L45	Ø8.0 mm neutralization screw - cannula Ø2.7 - full thread - L45 mm
H2.7GFT8.0L50	Ø8.0 mm neutralization screw - cannula Ø2.7 - full thread - L50 mm
H2.7GFT8.0L55	Ø8.0 mm neutralization screw - cannula Ø2.7 - full thread - L55 mm
H2.7GFT8.0L60	Ø8.0 mm neutralization screw - cannula Ø2.7 - full thread - L60 mm
H2.7GFT8.0L65	Ø8.0 mm neutralization screw - cannula Ø2.7 - full thread - L65 mm
H2.7GFT8.0L70	Ø8.0 mm neutralization screw - cannula Ø2.7 - full thread - L70 mm
H2.7GFT8.0L75	Ø8.0 mm neutralization screw - cannula Ø2.7 - full thread - L75 mm
H2.7GFT8.0L80	Ø8.0 mm neutralization screw - cannula Ø2.7 - full thread - L80 mm
H2.7GFT8.0L85	Ø8.0 mm neutralization screw - cannula Ø2.7 - full thread - L85 mm
H2.7GFT8.0L90	Ø8.0 mm neutralization screw - cannula Ø2.7 - full thread - L90 mm
H2.7GFT8.0L95	Ø8.0 mm neutralization screw - cannula Ø2.7 - full thread - L95 mm
H2.7GFT8.0L100	Ø8.0 mm neutralization screw - cannula Ø2.7 - full thread - L100 mm

*Anodized in fuchsia.



SET - Ø6.0 MM SCREWS
DELIVERED NON STERILE (ANC613/B)
Used with its associated lid (ANC613/C)



SET - Ø8.0 MM SCREWS
DELIVERED NON STERILE (ANC614/B)
Used with its associated lid (ANC614/C)

Remark :

Please note that all implants are also available in sterile packaging. An "ST" code is added at the end of the reference.
Example: H1.7IFT6.0L50-ST

INSTRUMENTS REFERENCES

LARGE SCREWS INSTRUMENTS				
Ref.	Description	Qty	Use	
ANC412	Ø11 mm quick coupling extension stem	2	M/A	
ANC414 ●	Ø2.9 mm drill bit - cannula 1.4 mm - L 125 mm - AO Ø4.5 mm quick coupling	1	A	
ANC415 ●	Ø4.1 mm drill bit - cannula 1.7 mm - L 170 mm - AO Ø4.5 mm quick coupling	1	A	
ANC416 ●	Ø5.6 mm drill bit - cannula Ø2.7 mm - L 170 mm - Ø11 mm quick coupling	1	A	
ANC417 ●	Ø2.9 mm countersink tip - cannula Ø1.4 mm	1	M/A	
ANC418 ●	Ø4.1 mm countersink tip - cannula Ø1.7 mm	1	M/A	
ANC419 ●	Ø5.6 mm countersink tip - cannula Ø2.7 mm	1	M/A	
ANC420 ●	2.5 mm hexagonal screwdriver tip - cannula Ø1.4 mm	1	M/A	
ANC421 ●	3.5 mm hexagonal screwdriver tip - cannula Ø1.7 mm	1	M/A	
ANC422 ●	4.0 mm hexagonal screwdriver tip - cannula Ø2.7 mm	1	M/A	

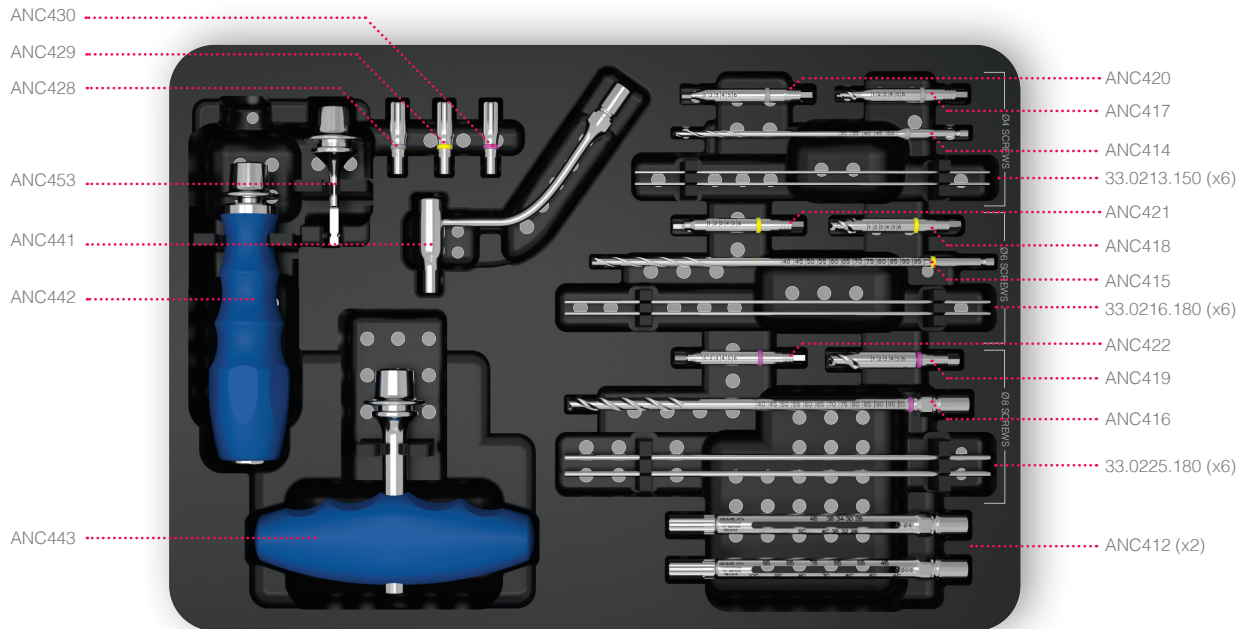
- Instrumentation for Ø4.0 mm cannulated screws
- Instrumentation for Ø6.0 mm cannulated screws
- Instrumentation for Ø8.0 mm cannulated screws
- M: Usable only manually
- A: Usable only while connected to active device
- M/A: Usable manually or while connected to active device

LARGE SCREWS INSTRUMENTS				
Ref.	Description	Qty	Use	
ANC428 ●	Guide for Ø1.3 mm pin	1	M/A	
ANC429 ●	Guide for Ø1.6 mm pin	1	M	
ANC430 ●	Guide for Ø2.5 mm pin	1	M	
ANC441	Soft tissues protection sleeve	1	M	
ANC442	Ø11 mm cannulated quick coupling straight handle	1	M	
ANC443	Ø11 mm cannulated quick coupling T-handle	1	M	
ANC453	Quick coupling adaptor Ø11 mm - AO Ø4.5 mm	1	A	
30920*	Prehensive plier	1*	M	
33.0213.150 ●	Pin - Ø1.3 L150 mm	6	A	
33.0216.180 ●	Pin - Ø1.6 L180 mm	6	A	
33.0225.180 ●	Pin - Ø2.5 L180 mm	6	A	

(*) Manufacturer: Medlane - Medical class: I
 (*) 1 part in each set of non sterile screws

OPTIONAL INSTRUMENTS		
Ref.	Description	Use
33.0216.180-ST ●	Pin - Ø1.6 L180 mm - STERILE	A
33.0225.180-ST ●	Pin - Ø2.5 L180 mm - STERILE	A
ANC442C	Ø11 mm cannulated quick coupling straight handle with ratchet	M

→ INSTRUMENTS SET CONTENT



INSTRUMENTS SET (ANC434/B)
 Used with its associated lid (ANC434/C)

The information presented in this brochure is intended to demonstrate a NEWCLIP TECHNICS product. Always refer to the package insert, product label and/or user instructions before using any NEWCLIP TECHNICS product. Surgeons must always rely on their own clinical judgment when deciding which products and techniques to use with their patients. Products may not be available in all markets. Product availability is subject to the regulatory or medical practices that govern individual markets. Please contact your NEWCLIP TECHNICS representative if you have questions about the availability of NEWCLIP TECHNICS products in your area.

NEWCLIP TECHNICS (HQ)
 45 rue des Garottières
 44115 Haute-Goulaine, France
 +33 (0)2 28 21 23 25
orders@newcliptechnics.com
www.newcliptechnics.com

NEWCLIP TECHNICS IBERIA
 Calle Frederic Mompou, 4b
 Sant just Desvern
 08960 Barcelona, España
 +34 937 503 421
contact@newclipiberia.com
www.newcliptechnics.com

NEWCLIP TECHNICS USA
 Newclip USA
 340 Tesconi Circle, Suite A
 Santa Rosa CA95401, USA
 +1 707 230 5078
customerservice@newclipusa.com
www.newcliptechnics.com

NEWCLIP TECHNICS GERMANY
 Newclip GmbH
 Pröllstraße 11, D-86157 Augsburg,
 Deutschland
 +49 (0)821 650 749 40
info@newclipgmbh.com
www.newcliptechnics.com

NEWCLIP TECHNICS AUSTRALIA
 Newclip Australia
 3B/11 Donkin Street
 West End 4101, Australia
 +61 (0)2 81 886 110
solutions@newclipaustralia.com
www.newcliptechnics.com

NEWCLIP BELGIUM
 Newclip Belgium
 Av. du Bourg Etienne
 Demunter 5
 1090 Jette, Belgium
 +32 (0)9 2311331
contact@newclipbelgium.com
www.newcliptechnics.com